

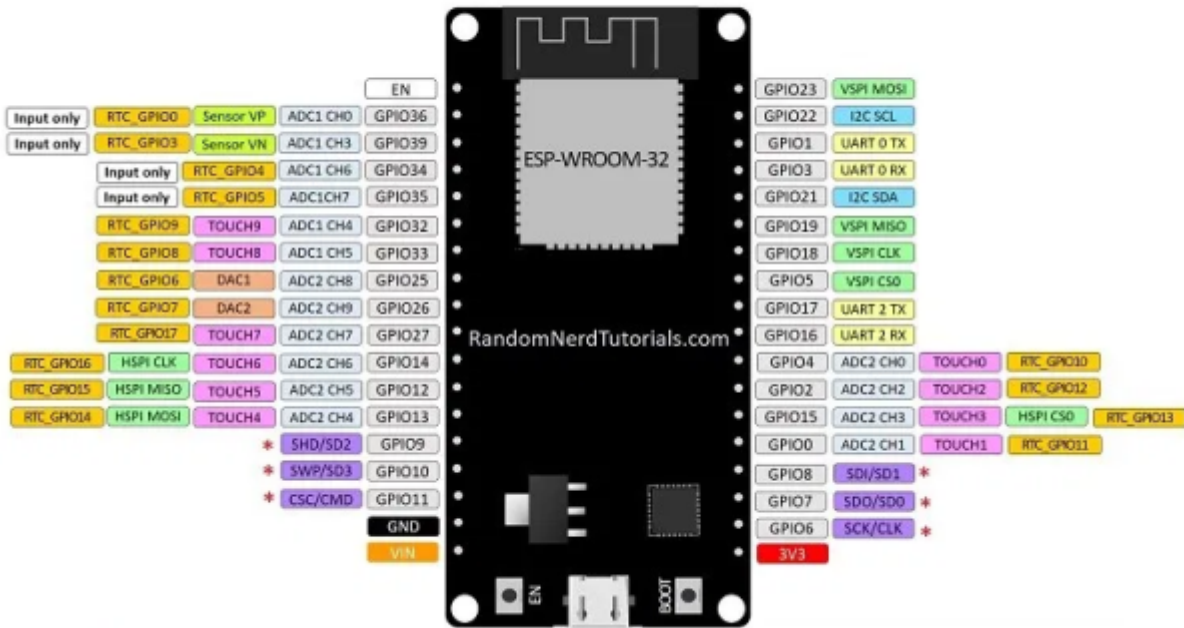
- [바나나 파이 리프 ESP32 S3 실행 가능한 Micropython 저전력 에너지 절약 마이크로 컨트롤러, IoT 개발을 위해 설계 @aliexpress.com](#)
- [BPI-Leaf-S3](#)
- 1 \* JST SH 1mm 4-Pin Socket, support I2C
- 1 \* MX 1.25mm 2-Pin Socket support charging

## TTGO T-DISPLAY

- 2 pin JST SH 1.25 connector.
- [LILYGO® TTGO T-Display ESP32 WiFi and Bluetooth Module Development Board For Arduino 1.14 Inch LCD](#)
- [LILYGO® TTGO T-Display ESP32 WiFi and Bluetooth Module Development Board For Arduino 1.14 Inch LCD\(1\)\(1\)\(1\)\(1\)](#)
- [How to power off TTGO T-Display while charging? @reddit](#)
- [Documents on ESP32 and TTGO T-Display](#)
- [LilyGO TTGO T-display ESP32 @Joen's code snippets pages](#)

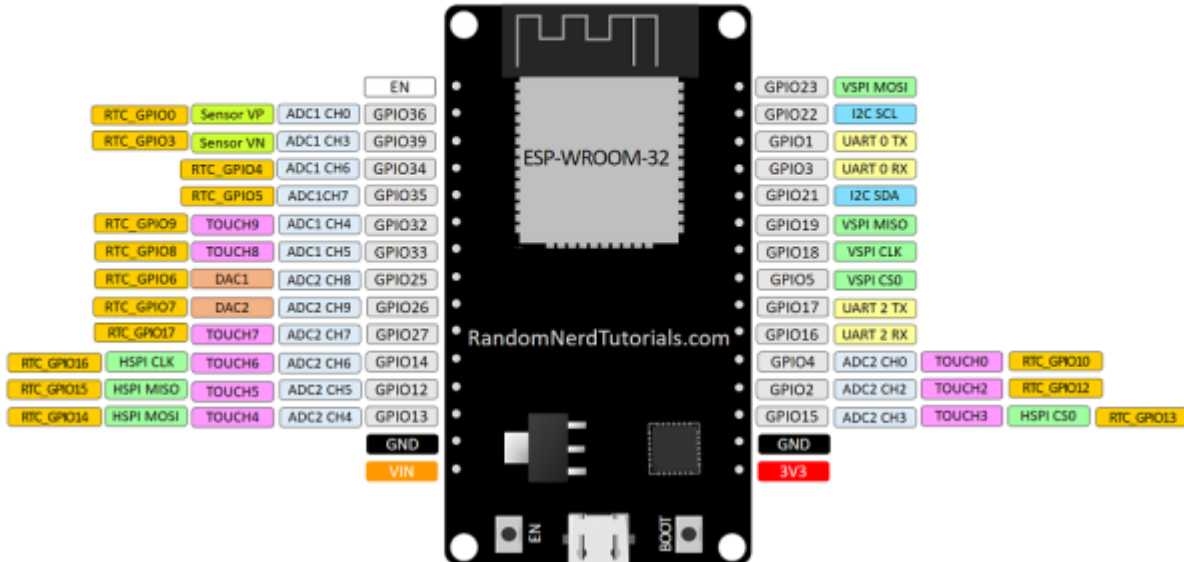
## PINS


# ESP32 DEVKIT V1 – DOIT version with 36 GPIOs



\* Pins SCK/CLK, SDO/SD0, SDI/SD1, SHD/SD2, SWP/SD3 and CSC/CMD, namely, GPIO6 to GPIO11 are connected to the integrated SPI flash integrated on ESP-WROOM-32 and are not recommended for other uses.

# ESP32 DEVKIT V1 – DOIT version with 30 GPIOs





From:  
<http://www.theta5912.net/> - reth

Permanent link:  
<http://www.theta5912.net/doku.php?id=public:computer:esp32&rev=1667480160>

Last update: 2022/11/03 21:56

